



# Texas EMS Conference 2020 - Virtual Platform Login and Navigation

## Registered and ready to join Texas EMS Conference for a unique and safe conference experience?

Follow these steps to access the Exhibit Hall, lectures, interactive workshops and even the annual EMS Research Poster Session.

### “Pick up” your Conference program

The Texas EMS Conference 2020–Virtual program is available [here](#). This year’s program is virtual, too! The PDF file can be downloaded and accessed while you keep your browser free for the conference platform.

### Resources at your fingertips

Your familiar friend, TexasEMSConference.com, now has a page dedicated to all your Texas EMS Conference 2020–Virtual resource needs. Visit that page at [www.texasemsconference.com/virtual](http://www.texasemsconference.com/virtual).

### Receive your log-in credentials

Your log-in information is unique to you and should not be shared with others. You can log-in on one device only; only one open session is permitted at a time. This log-in will be used to track and deliver continuing education certificates.

### Log in

From the [virtual platform link](#), a log-in box will pop up. Enter the email and password provided in your credentials email. You will then be automatically directed to the MAIN page.

**Only one log-in per registered attendee is allowed. Do not log-in to the Virtual platform more than once as this will affect your CE tracking.**



**Go to Exhibit Hall – Exhibit Hall is open on Monday and Tuesday, from 10:00 AM until 3:00 PM.**  
 From the MAIN page, click on the top-right tab, EXHIBIT HALL, to access the Virtual Exhibit Hall.




You can also go to the Virtual Exhibit Hall from any page using the dropdown menu in the top right of the page header.



Click ENTER THE EXHIBIT HALL NOW to find all the exhibitor booths.

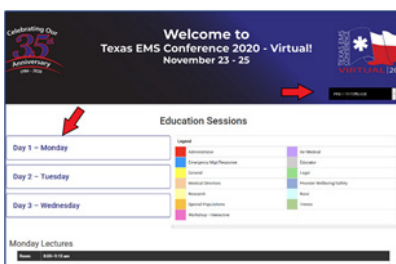


Inside the Virtual Exhibit Hall, you will see a list of exhibitors. Use the down arrow to expand the window for additional information about the exhibitor. Click VISIT THIS BOOTH to enter an individual exhibitor's booth. Exhibitors have several options for sharing information with you, including video conference, video playback, text chat, PDF resources, web links and email.



**Choose your education session**

From any page, click on the dropdown in the top right and choose EDUCATION SESSIONS. Then choose the current day to see a grid of the available lectures.



## Go to video lectures

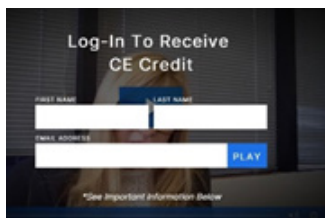
From the grid of available lectures, click on the title of the lecture to open the video page. Just like an in-person lecture, each session can be accessed during the designated time only. You must be present and view the video for 50 minutes to receive CE for that session.

To join “When Tipsy Doesn’t Mean Trashed” click on the title as early as 10:50 am on Monday and the session will launch. Access to videos will stop five minutes after the scheduled session end time. For “When Tipsy Doesn’t Mean Trashed” your viewing time must be complete by noon.

Monday Lectures

Room	8:00-9:15 am		
GS	ED Rapid - Keynote		
Room	9:20-10:30 am	10:30-11:50 am	1:00-2:00 pm
1	Setting the Platform for Clear Title & Burden With Taking Care of Yourself	Best Case Sports Injuries	EMS Research Poster Session 1:00 - 3:30 pm
	Wich ADRI or Prep	Reuter Medical or IP Assess	Hampster/Janick (Moderator)
2	Optimal R/T Care for EMS Providers	What “Topsy Turvy” Means Trashed	How Smart? What the Average Tought Is About Treating Excited Patients
	Marrick CRD or Saco Con	Orlitz Medical Assess	Orlitz Prep
3	Rural EMS: Documentation and Compliance Challenges	Zip Code Doesn’t Define Your Level of Care: Improving Standards in Rural EMS	Rural EMS: You Don’t See This? The Monitor
	Adams ADRI or CRD	Ebram ADRI or CRD	H2Mondragon ADRI or Prep
4	Top Five EMS Research and Quality Improvement	Code 3: Is It Worth the Amount?	Alternatives to ETT: Hear It First, Scan It and Get Paid for Community Paramedicine
	Hampster Prep	Farrington CRD or Prep	Adams ADRI or Prep

You will “show your badge” for the lecture by typing in your name and email at the prompt on the video playback screen. To ensure CE credit for the correct session, use the same name and email as your conference registration. When you are logged-in the Virtual platform, once you have entered a classroom, you will not have to log-in to each class.



You will be able to interact in a chat session with the presenter and other attendees through the chat window to the right of the video window. To identify yourself within the chat box, you will be asked to join as a “guest” and enter your name one more time.

## Go to “live” sessions

“Morning ‘Cup of Joe’”, the interactive workshops and the poster session will be presented as a live video conference. Click on the title within the grid, and a video conference window will open. You should have your camera and microphone enabled for full participation.

You may be directed to Zoom.com for the video conference platform. In those instances, you must keep the Texas EMS Conference–Virtual window open in your internet browser to ensure CE tracking.

## Things to know

The Texas EMS Conference–Virtual platform works best when you use Chrome, Edge, Firefox or Opera as your internet browser / Use a laptop or desktop computer rather than a smartphone or tablet / Be sure the computer is not connected through a VPN or restricted by a firewall / Be sure you have disabled ad blockers, pop-up blockers or private browsing functions and be sure you have enabled cookies (to allow our platform to track you for CE credit) / Only one site log-in is permitted at one time / Use a wired internet connection whenever possible, with a speed of at least 10Mbps down / For best connections, close unneeded programs and remove unneeded devices from the network / If you experience technical issues within the conference such as choppy video or no sound, troubleshooting tips are available in each session by clicking the support icon below the video player / If you are not able to resolve your issue, contact tech support using the email link provided on the page–this account will be monitored throughout the conference.